

VX series

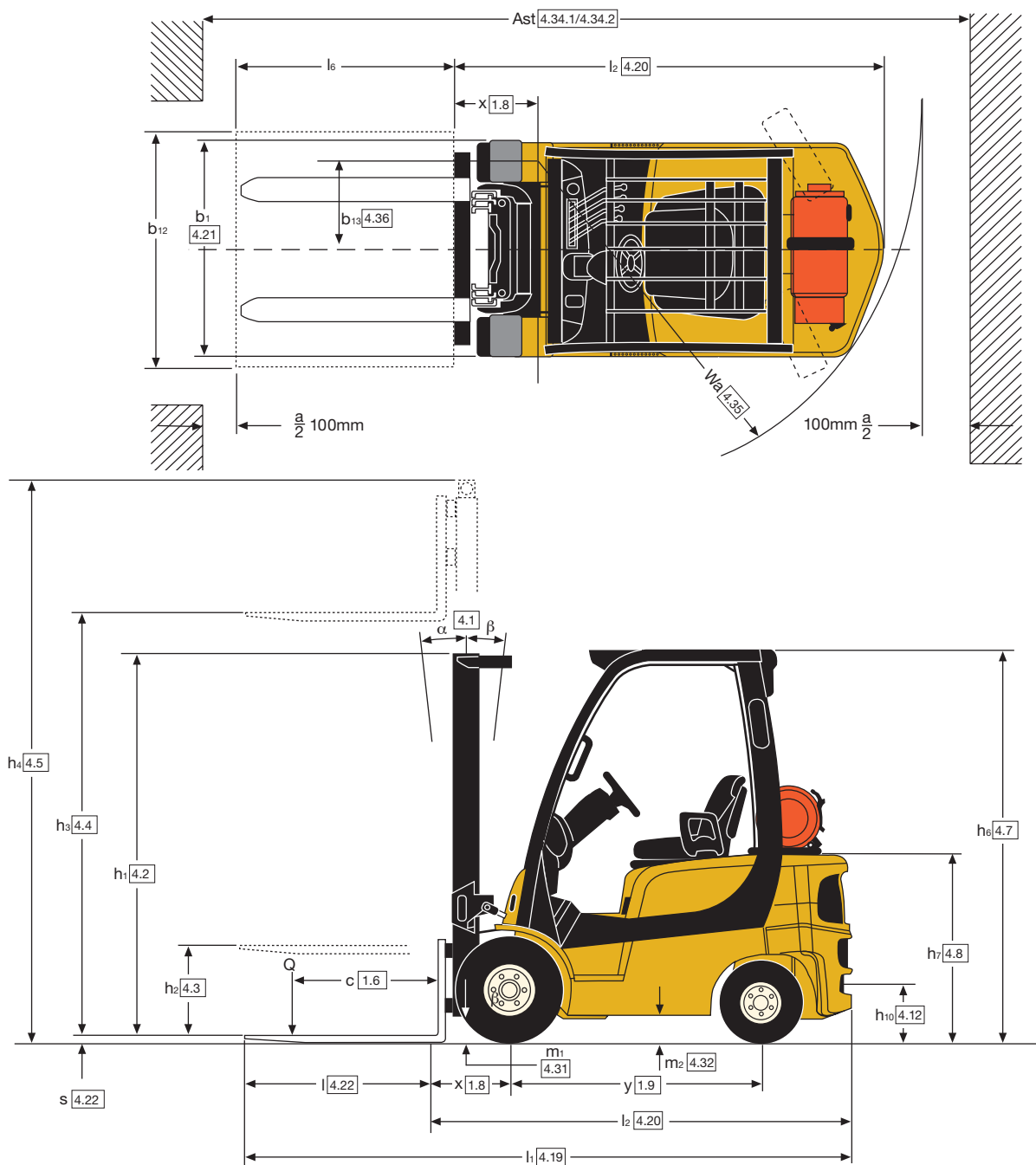
Diesel and LP Gas Forklift Trucks

1,600kg, 1,800kg and 2,000kg

- Intellix™ Vehicle Management System with CANbus technology
- 2 application matched transmissions, including the World's best hydrodynamic transmission - the Yale Techtronix™
- ADS - Auto Deceleration System and Anti Roll Back on Techtronix™ 100 transmission
- AccuTouch™ minilevers and manual levers
- Superelastic and pneumatic radial tyres



Truck Dimensions



Engine Specifications

Yanmar TNE series - Diesel

Base, Value

4 Cylinder	Overhead camshaft
Displacement	2659cc
Power	29.1kW @ 2,400rpm
Torque	146Nm @ 2,400rpm
Air Filtration	2 stage, dry type
IDI fuel injection system	

PSI, LPG

Base, Value

4 Cylinder	Overhead camshaft
Displacement	1997cc
Power	33.0kW @ 2,400rpm
Torque	136Nm @ 2,300rpm
Air Filtration	2 stage, dry type

Options

- Powertrain protection system
- Premium monitoring package
- High air intake with pre-cleaner
- Accumulator
- Keyless start (with auxiliary key switch)
- Traction speed limiter
- Heavy-duty "Combi Cooler" radiator
- Swing-out, drop-down EZ-Tank bracket
- Return-to-set tilt
- Swivel full suspension seat
- Foot directional control
- Full or partial cabins
- Operator password
- Alarm-reverse
- Amber strobe light - continuous activated
- Impact monitor
- Load weight indicator

Masts

A full range of Yale 2-stage LFL and 2-stage and 3-stage FFL masts are available.

Yale masts are designed for maximum visibility, with widely spaced channels, lift chains and main lift cylinders.

GDP/GLP 16VX, GDP/GLP 18VX Mast details and capacity ratings (kg) - Superelastic tyres

Model		GLP/GDP 16 VX											GLP/GDP 18 VX					
Tyre size, front		6.50 x 10											6.50 x 10					
Overall width, front		1072mm											1072mm					
Mast	h ₁ (mm)	h _{2+s} (mm)	h _{3+s} (mm)	h ₄ (mm)	Tilt		Forks			ISS & FP			Forks			ISS & FP		
							Load centre (kg)			Load centre (kg)			Load centre (kg)			Load centre (kg)		
					F	B	500	600	700	500	600	700	500	600	700	500	600	700
2 Stage LFL	2175	140	3330	3906	6	5	1600	1560	1420	1600	1480	1350	1800	1670	1510	1750	1580	1440
	2425	140	3830	4406	6	5	1600	1550	1410	1600	1470	1340	1800	1660	1510	1740	1570	1430
	2775	140	4330	4906	6	5	1600	1550	1400	1600	1460	1330	1740	1600	1450	1680	1520	1380
2 Stage FFL	2125	1551	3215	3792	6	5	1600	1550	1410	1600	1470	1340	1800	1680	1520	1760	1590	1450
3 Stage FFL	2025	1456	4450	5019	6	3	1570	1500	1360	1570	1410	1290	1740	1600	1450	1680	1510	1380
	2175	1606	4900	5469	6	3	1490	1410	1280	1480	1330	1220	1650	1510	1370	1590	1430	1300
	2425	1856	5500	6069	6	3	1370**	1290**	1170**	1310	1220	1110	1490**	1380**	1250**	1440**	1310**	1190**

** With intermediate width tread drive tyres (1108 mm width)- must be specified. h₂ & h₄ are less loadbackrest.

GDP/GLP 20SVX Mast details and capacity ratings (kg) - Superelastic tyres

Model		GLP/GDP 16 SVX										
Tyre size, front		6.50 x 10										
Overall width, front		1072mm										
Mast	h ₁ (mm)	h _{2+s} (mm)	h _{3+s} (mm)	h ₄ (mm)	Tilt		Forks			ISS & FP		
							Load centre (kg)			Load centre (kg)		
					F	B	500	600	700	500	600	700
2 Stage LFL	2175	140	3330	3906	6	5	2000	1880	1700	1970	1780	1620
	2425	140	3830	4406	6	5	2000	1870	1700	1960	1770	1610
	2775	140	4330	4906	6	5	1940	1810	1640	1900	1720	1560
2 Stage FFL	2125	1551	3215	3792	6	5	2000	1870	1700	1970	1780	1620
3 Stage FFL	2025	1456	4450	5019	6	3	1910	1790	1630	1880	1700	1550
	2175	1606	4900	5469	6	3	1820	1700	1540	1790	1610	1470
	2425	1856	5500	6069	6	3	1560**	1560**	1420**	1560**	1480**	1350**

** With intermediate width tread drive tyres (1108 mm width)- must be specified. h₂ & h₄ are less loadbackrest.

GDP/GLP 16VX, GDP/GLP 18VX Mast details and capacity ratings (kg) - Radial tyres

Model		GLP/GDP 16 VX											GLP/GDP 18 VX					
Tyre size, front		6.50 x R10											6.50 x R10					
Overall width, front		1072mm											1072mm					
Mast	h ₁ (mm)	h _{2+s} (mm)	h _{3+s} (mm)	h ₄ (mm)	Tilt		Forks			ISS & FP			Forks			ISS & FP		
							Load centre (kg)			Load centre (kg)			Load centre (kg)			Load centre (kg)		
					F	B	500	600	700	500	600	700	500	600	700	500	600	700
2 Stage LFL	2175	140	3330	3906	6	5	1600	1560	1420	1600	1480	1350	1800	1670	1510	1750	1580	1440
	2425	140	3830	4406	6	5	1600	1550	1410	1600	1470	1340	1800	1660	1510	1740	1570	1430
	2775	140	4330	4906	6	5	1600	1550	1400	1600	1460	1330	1740	1600	1450	1680	1520	1380
2 Stage FFL	2125	1551	3215	3792	6	5	1600	1550	1410	1600	1470	1340	1800	1680	1520	1760	1590	1450
3 Stage FFL	2025	1456	4450	5019	6	3	1570*	1500*	1360*	1570*	1410*	1290*	1740**	1600**	1450**	1660*	1510*	1380*
	2175	1606	4900	5469	6	3	1490**	1410**	1280**	1480**	1330**	1210**	1650**	1510**	1370**	1580**	1430**	1300**
	2425	1856	5500	6069	6	3	1290**	1280**	1160**	1280**	1210**	1100**	1310**	1310**	1250**	1290**	1290**	1190**

* With intermediate width tread drive tyres (1108 mm width)- must be specified. ** with wide tread width tread drive tyres (1240 mm width)- must be specified. h₂ & h₄ are less loadbackrest.

GDP/GLP 20SVXS Mast details and capacity ratings (kg) - Superelastic tyres

Model		GLP/GDP 20 SVX										
Tyre size, front		6.50 x 10										
Overall width, front		1072mm										
Mast	h ₁ (mm)	h _{2+s} (mm)	h _{3+s} (mm)	h ₄ (mm)	Tilt		Forks			ISS & FP		
							Load centre (kg)			Load centre (kg)		
					F	B	500	600	700	500	600	700
2 Stage LFL	2175	140	3330	3906	6	5	2000	1880	1700	1970	1780	1620
	2425	140	3830	4406	6	5	2000	1870	1700	1960	1770	1610
	2775	140	4330	4906	6	5	1940*	1810*	1640*	1900*	1710*	1560*
2 Stage FFL	2125	1551	3215	3792	6	5	2000	1870	1700	1970	1780	1620
3 Stage FFL	2025	1456	4450	5019	6	3	1690*	1670*	1630*	1670*	1660*	1550*
	2175	1606	4900	5469	6	3	1370*	1370*	1370*	1350*	1350*	1340*
	2425	1856	5500	6069	6	3	1040*	1040*	1040*	1010*	1010*	1010*

* With intermediate width tread drive tyres (1108 mm width)- must be specified. ** with wide tread width tread drive tyres (1240 mm width)- must be specified. h₂ & h₄ are less loadbackrest.

VDI 2198 - General Specifications, Diesel powered GDP 16VX, GDP 18VX, GDP 20SVX

Distinguishing mark	1.1	Manufacturer (abbreviation)		Yale	Yale
	1.2	Manufacturer's type designation			GDP 16VX
		Engine / transmission		Yanmar 2.6L Standard Electronic, 1-Speed	Yanmar 2.6L Techtronix 100, 1-Speed
		Model		Base	Base
		Brake Type		Drum brakes	ADS Drum brakes
	1.3	Drive: electric (battery or mains), diesel, petrol, LPG		Diesel	Diesel
	1.4	Operator type: hand, pedestrian, standing, seated, order-picker		Seated	Seated
	1.5	Rated capacity/rated load	Q (t)	1.6	1.6
	1.6	Load centre distance	c (mm)	500	500
1.8	Load distance, centre of drive axle to fork	x (mm)	384	384	
1.9	Wheelbase	y (mm)	1385	1385	
Weights	2.1	Service weight	kg	3059	3059
	2.2	Axle loading laden, front/rear	kg	3856 / 565	3856 / 565
	2.3	Axle loading unladen, front/rear	kg	1521 / 1538	1521 / 1538
Tyres/chassis	3.1	Tyres: P=pneumatic, V=cushion, SE=superelastic		SE	SE
	3.2	Tyre size, front		6.50 x 10-10	6.50 x 10-10
	3.3	Tyre size, rear		5.00 x 8	5.00 x 8
	3.5	Wheels, number front/rear (x = driven wheels)		2x /2	2x /2
	3.6	Tread, front	b ₁₀ (mm)	890	890
	3.7	Tread, rear	b ₁₁ (mm)	895	895
	Dimensions	4.1	Tilt of mast / fork carriage forward / backward	α / β (°)	6 / 5
4.2		Height, mast lowered	h ₁ (mm)	2175	2175
4.3		Free lift ▲	h ₂ (mm)	100	100
4.4		Lift ▲	h ₃ (mm)	3290	3290
4.5		Height, mast extended +	h ₄ (mm)	3905	3905
4.7		Height of overhead guard (cabin) ○	h ₆ (mm)	2149	2149
4.8		Seat height relating to SIP/stand height ✕	h ₇ (mm)	1043	1043
4.12		Coupling height	h ₁₁₀ (mm)	321	321
4.19		Overall length	l ₁ (mm)	3236	3236
4.20		Length to face of forks	l ₂ (mm)	2236	2236
4.21		Overall width ■	b ₁ (mm)	1068 / 1108 / 1238	1068 / 1108 / 1238
4.22		Fork dimensions DIN ISO 2331	s/e/l (mm)	40 x 80 x 1000	40 x 80 x 1000
4.23		Fork carriage ISO 2328, class/type A, B		IIA	IIA
4.24		Fork carriage width ▸	b ₃ (mm)	977	977
4.31		Ground clearance, laden, below mast	m ₁ (mm)	110	110
4.32		Ground clearance, centre of wheelbase	m ₂ (mm)	146	146
4.33		Load dimension b ₁₂ x l ₆ crossways	b ₁₂ x l ₆ (mm)	1000 x 1200	1000 x 1200
4.34		Aisle width predetermined load dimensions	A _{st} (mm)	3539	3539
4.34.1		Aisle width for pallets 1000 x 1200 crossways	A _{st} (mm)	3539	3539
4.34.2		Aisle width for pallets 800 x 1200 lengthways	A _{st} (mm)	3739	3739
4.35		Turning radius	W _a (mm)	1955	1955
4.36	Internal turning radius	b ₁₃ (mm)	584	584	
4.41	90° intersecting aisle (with pallet W = 1200mm, L = 1000mm)	(mm)	1830	1830	
4.42	Step height (from ground to running board)	(mm)	691	691	
4.43	Step height (between intermediate steps between running board and floor)	(mm)	371	371	
Performance data	5.1	Travel speed, laden/unladen	km/h	20.4 / 20.9	20.4 / 20.9
	5.2	Lift speed, laden/unladen	km/s	0.64 / 0.72	0.64 / 0.72
	5.3	Lowering speed, laden/unladen	m/s	0.51 / 0.47	0.51 / 0.47
	5.5	Drawbar pull, laden/unladen *	N	12390 / 7470	12390 / 7470
	5.7	Gradeability, laden/unladen **	%	21.6 / 29.0	21.6 / 29.0
	5.9	Acceleration time, laden/unladen	s	TBD	TBD
	5.10	Service brake		Hydraulic	Hydraulic
Combustion engine	7.1	Engine manufacturer / type		Yanmar 4TNE92	Yanmar 4TNE92
	7.2	Engine power according to ISO 1585	kW	29.1	29.1
	7.3	Rated speed	min ⁻¹	2400	2400
	7.4	Number of cylinders/displacement	(-)/cm ³	4 / 2659	4 / 2659
	7.5	Fuel consumption according to VDI cycle	l/h or kg/h	2.86	2.86
Addition data	8.1	Type of drive unit		Hydrodynamic	Hydrodynamic
	10.1	Operating pressure for attachments	bar	0 - 155	0 - 155
	10.2	Oil volume for attachments ✧	l/min	69	69
	10.3	Hydraulic oil tank, capacity	litres	31.7	31.7
	10.4	Fuel tank, capacity	litres	38.4	38.4
	10.7	Sound pressure level at the driver's seat ★	dB(A)	79	79
	10.7.1	Sound power level during the workcycle ✦	dB(A)	99	99
	10.7.2	Guaranteed sound power 2000/14/EC	dB(A)	102	102
	10.8	Towing coupling type		Pin	Pin

▲ Top of forks. ■ Standard / Intermediate / Wide. ** @ 4.8km/h. Gradeability figures are provided for comparison of tractive performance, but are not intended to endorse the operation of the vehicle on the stated inclines. ✧ Variable.

+ Without load backrest. □ Wide tread not available on GLP20SVX. Follow instructions in the operating manual regarding operation on inclines.

○ h6 subject to +/- 5 mm tolerance. * @ 1.6km/h. Drawbar pull performance figure is only indicative for comparison purpose. ★ LPAZ, Measured according to the test cycles and based on the weighting values contained in EN12053.

✕ Full suspension seat in depressed position. These performances are only possible for a short period of time.

▸ Add 32mm with load backrest.

Yale		Yale		Yale		Yale		1.1
GDP 18VX		GDP 20SVX		GDP 20SVX		GDP 20SVX		1.2
Yanmar 2.6L Standard Electronic, 1-Speed		Yanmar 2.6L Techtronix 100, 1-Speed		Yanmar 2.6L Standard Electronic, 1-Speed		Yanmar 2.6L Techtronix 100, 1-Speed		
Base		Base		Base		Base		
Drum brakes		ADS Drum brakes		Drum brakes		ADS Drum brakes		
Diesel		Diesel		Diesel		Diesel		1.3
Seated		Seated		Seated		Seated		1.4
1.8		1.8		2.0		2.0		1.5
500		500		500		500		1.6
384		384		384		384		1.8
1385		1385		1385		1385		1.9
3134		3134		3294		3294		2.1
4190 / 509		4190 / 509		4460 / 580		4460 / 580		2.2
1506 / 1628		1506 / 1628		1465 / 1829		1465 / 1829		2.3
SE		SE		SE		SE		3.1
6.50 x 10 -10		6.50 x 10 -10		6.50 x 10 -10		6.50 x 10 -10		3.2
5.00 x 8		5.00 x 8		18 x 7-8		18 x 7-8		3.3
2x /2		2x /2		2x /2		2x /2		3.5
890		890		890		890		3.6
895		895		895		895		3.7
6 / 5		6 / 5		6 / 5		6 / 5		4.1
2175		2175		2175		2175		4.2
100		100		100		100		4.3
3290		3290		3290		3290		4.4
3905		3905		3905		3905		4.5
2149		2149		2149		2149		4.7
1043		1043		1043		1043		4.8
321		321		321		321		4.12
3236		3236		3268		3268		4.19
2236		2236		2268		2268		4.20
1068 / 1108 / 1238		1068 / 1108 / 1238		1068 / 1108 / □		1068 / 1108 / □		4.21
40 x 80 x 1000		40 x 80 x 1000		40 x 100 x 1000		40 x 100 x 1000		4.22
IIA		IIA		IIA		IIA		4.23
977		977		977		977		4.24
110		110		110		110		4.31
146		146		146		146		4.32
1000 x 1200		1000 x 1200		1000 x 1200		1000 x 1200		4.33
3539		3539		3569		3569		4.34
3539		3539		3569		3569		4.34.1
3739		3739		3769		3769		4.34.2
1955		1955		1985		1985		4.35
584		584		584		584		4.36
1830		1830		1855		1855		4.41
691		691		691		691		4.42
371		371		371		371		4.43
20.4 / 20.9		20.4 / 20.9		20.4 / 20.9		20.4 / 20.9		5.1
0.63 / 0.72		0.63 / 0.72		0.62 / 0.72		0.62 / 0.72		5.2
0.51 / 0.47		0.51 / 0.47		0.51 / 0.47		0.51 / 0.47		5.3
12260 / 7200		12260 / 7200		12140 / 6930		12140 / 6930		5.5
20.0 / 26.3		20.0 / 26.3		17.9 / 23.6		17.9 / 23.6		5.7
TBD		TBD		TBD		TBD		5.9
Hydraulic		Hydraulic		Hydraulic		Hydraulic		5.10
Yanmar 4TNE92		Yanmar 4TNE92		Yanmar 4TNE92		Yanmar 4TNE92		7.1
29.1		29.1		29.1		29.1		7.2
2400		2400		2400		2400		7.3
4 / 2659		4 / 2659		4 / 2659		4 / 2659		7.4
2.96		2.96		3.11		3.11		7.5
Hydrodynamic		Hydrodynamic		Hydrodynamic		Hydrodynamic		8.1
0 - 155		0 - 155		0 - 155		0 - 155		10.1
69		69		69		69		10.2
31.7		31.7		31.7		31.7		10.3
38.4		38.4		38.4		38.4		10.4
79		79		79		79		10.7
99		99		99		99		10.7.1
102		102		102		102		10.7.2
Pin		Pin		Pin		Pin		10.8
◆ LWAZ, measured according to the test cycles and based on the weighting values contained in EN12053.		Specification truck based on: 3330mm top of forks 2 stage LFL mast with standard carriage, 1000mm forks and e-hydraulics.						

VDI 2198 - General Specifications, LPG powered GLP 16VX, GLP 18VX, GLP 20SVX

Distinguishing mark	1.1	Manufacturer (abbreviation)		Yale	Yale
	1.2	Manufacturer's type designation			GLP 16VX
		Engine / transmission		PSI 2.0L Standard Electronic, 1-Speed	PSI 2.0L Techtronix 100, 1-Speed
		Model		Base	Value
		Brake Type		Drum brakes	ADS Drum brakes
	1.3	Drive: electric (battery or mains), diesel, petrol, LPG		LPG	LPG
	1.4	Operator type: hand, pedestrian, standing, seated, order-picker		Seated	Seated
	1.5	Rated capacity/rated load	Q (t)	1.6	1.6
	1.6	Load centre distance	c (mm)	500	500
1.8	Load distance, centre of drive axle to fork	x (mm)	384	384	
1.9	Wheelbase	y (mm)	1385	1385	
Weights	2.1	Service weight	kg	3059	3059
	2.2	Axle loading laden, front/rear	kg	3856 / 565	3856 / 565
	2.3	Axle loading unladen, front/rear	kg	1521 / 1538	1521 / 1538
Tyres/chassis	3.1	Tyres: P=pneumatic, V=cushion, SE=superelastic		SE	SE
	3.2	Tyre size, front		6.50 x 10-10	6.50 x 10-10
	3.3	Tyre size, rear		5.00 x 8	5.00 x 8
	3.5	Wheels, number front/rear (x = driven wheels)		2x /2	2x /2
	3.6	Tread, front	b ₁₀ (mm)	890	890
	3.7	Tread, rear	b ₁₁ (mm)	895	895
	Dimensions	4.1	Tilt of mast / fork carriage forward / backward	α / β (°)	6 / 5
4.2		Height, mast lowered	h ₁ (mm)	2175	2175
4.3		Free lift ▲	h ₂ (mm)	100	100
4.4		Lift ▲	h ₃ (mm)	3290	3290
4.5		Height, mast extended +	h ₄ (mm)	3906	3906
4.7		Height of overhead guard (cabin) ○	h ₆ (mm)	2149	2149
4.8		Seat height relating to SIP/stand height ✕	h ₇ (mm)	1043	1043
4.12		Coupling height	h ₁₁₀ (mm)	321	321
4.19		Overall length	l ₁ (mm)	3236	3236
4.20		Length to face of forks	l ₂ (mm)	2236	2236
4.21		Overall width ■	b ₁ (mm)	1068 / 1108 / 1238	1068 / 1108 / 1238
4.22		Fork dimensions DIN ISO 2331	s/e/l (mm)	40 x 80 x 1000	40 x 80 x 1000
4.23		Fork carriage ISO 2328, class/type A, B		IIA	IIA
4.24		Fork carriage width ▸	b ₃ (mm)	977	977
4.31		Ground clearance, laden, below mast	m ₁ (mm)	110	110
4.32		Ground clearance, centre of wheelbase	m ₂ (mm)	146	146
4.33		Load dimension b ₁₂ x l ₆ crossways	b ₁₂ x l ₆ (mm)	1000 x 1200	1000 x 1200
4.34		Aisle width predetermined load dimensions	A _{st} (mm)	3539	3539
4.34.1		Aisle width for pallets 1000 x 1200 crossways	A _{st} (mm)	3539	3539
4.34.2		Aisle width for pallets 800 x 1200 lengthways	A _{st} (mm)	3739	3739
4.35		Turning radius	W _a (mm)	1955	1955
4.36	Internal turning radius	b ₁₃ (mm)	584	584	
4.41	90° intersecting aisle (with pallet W = 1200mm, L = 1000mm)	(mm)	1830	1830	
4.42	Step height (from ground to running board)	(mm)	691	691	
4.43	Step height (between intermediate steps between running board and floor)	(mm)	371	371	
Performance data	5.1	Travel speed, laden/unladen	km/h	21.1 / 21.5	21.1 / 21.5
	5.2	Lift speed, laden/unladen	km/s	0.58 / 0.60	0.58 / 0.60
	5.3	Lowering speed, laden/unladen	m/s	0.51 / 0.47	0.51 / 0.47
	5.5	Drawbar pull, laden/unladen *	N	13226 / 7470	13226 / 7470
	5.7	Gradeability, laden/unladen **	%	19.2 / 29.0	19.2 / 29.0
	5.9	Acceleration time, laden/unladen	s	4.6 / 3.9	4.6 / 3.9
5.10	Service brake		Hydraulic	Hydraulic	
Combustion engine	7.1	Engine manufacturer / type		PSI 2.0L	PSI 2.0L
	7.2	Engine power according to ISO 1585	kW	33.0	33.0
	7.3	Rated speed	min ⁻¹	2400	2400
	7.4	Number of cylinders/displacement	(-)/cm ³	4 / 1997	4 / 1997
	7.5	Fuel consumption according to VDI cycle	l/h or kg/h	2.35	2.35
Addition data	8.1	Type of drive unit		Hydrodynamic	Hydrodynamic
	10.1	Operating pressure for attachments	bar	0 - 155	0 - 155
	10.2	Oil volume for attachments ✦	l/min	56	56
	10.3	Hydraulic oil tank, capacity	litres	31.7	31.7
	10.4	Fuel tank, capacity	kg	15.2	15.2
	10.7	Sound pressure level at the driver's seat ★	dB(A)	77	77
	10.7.1	Sound power level during the workcycle ✦	dB(A)	96	96
	10.7.2	Guaranteed sound power 2000/14/EC	dB(A)	101	101
	10.8	Towing coupling type		Pin	Pin

- | | | | |
|---|---|---|--|
| <ul style="list-style-type: none"> ▲ Top of forks. + Without load backrest. ○ h6 subject to +/- 5 mm tolerance. ✕ Full suspension seat in depressed position. ▸ Add 32mm with load backrest. | <ul style="list-style-type: none"> ■ Standard / Intermediate / Wide □ Wide tread not available on GLP20SVX. * @ 1.6km/h. Drawbar pull performance figure is only indicative for comparison purpose. These performances are only possible for a short period of time. | <ul style="list-style-type: none"> ** @ 4.8km/h. Gradeability figures are provided for comparison of tractive performance, but are not intended to endorse the operation of the vehicle on the stated inclines. Follow instructions in the operating manual regarding operation on inclines. | <ul style="list-style-type: none"> ✦ Variable. ★ LPAZ, Measured according to the test cycles and based on the weighting values contained in EN12053. |
|---|---|---|--|

Yale	Yale	Yale	Yale	1.1	
	GLP 18VX		GLP 20SVX	1.2	
PSI 2.0L Standard Electronic, 1-Speed	PSI 2.0L Techtronix 100, 1-Speed	PSI 2.0L Standard Electronic, 1-Speed	PSI 2.0L Techtronix 100, 1-Speed		Distinguishing mark
Base	Value	Base	Value		
Drum brakes	ADS Drum brakes	Drum brakes	ADS Drum brakes		
LPG	LPG	LPG	LPG	1.3	
Seated	Seated	Seated	Seated	1.4	
1.8	1.8	2.0	2.0	1.5	
500	500	500	500	1.6	
384	384	384	384	1.8	
1385	1385	1385	1385	1.9	
3134	3134	3294	3294	2.1	
4190 / 509	4190 / 509	4460 / 580	4460 / 580	2.2	Weights
1506 / 1628	1506 / 1628	1465 / 1829	1465 / 1829	2.3	
SE	SE	SE	SE	3.1	
6.50 x 10 -10	6.50 x 10 -10	6.50 x 10 -10	6.50 x 10 -10	3.2	Tyres/chassis
5.00 x 8	5.00 x 8	18 x 7-8	18 x 7-8	3.3	
2x /2	2x /2	2x /2	2x /2	3.5	
890	890	890	890	3.6	
895	895	895	895	3.7	
6 / 5	6 / 5	6 / 5	6 / 5	4.1	
2175	2175	2175	2175	4.2	
100	100	100	100	4.3	
3290	3290	3290	3290	4.4	
3906	3906	3906	3906	4.5	
2149	2149	2149	2149	4.7	
1043	1043	1043	1043	4.8	
321	321	321	321	4.12	Dimensions
3236	3236	3268	3268	4.19	
2236	2236	2268	2268	4.20	
1068 / 1108 / 1238	1068 / 1108 / 1238	1068 / 1108 / □	1068 / 1108 / □	4.21	
40 x 80 x 1000	40 x 80 x 1000	40 x 100 x 1000	40 x 100 x 1000	4.22	
IIA	IIA	IIA	IIA	4.23	
977	977	977	977	4.24	
110	110	110	110	4.31	
146	146	146	146	4.32	
1000 x 1200	1000 x 1200	1000 x 1200	1000 x 1200	4.33	
3539	3539	3569	3569	4.34	
3539	3539	3569	3569	4.34.1	
3739	3739	3769	3769	4.34.2	
1955	1955	1985	1985	4.35	
584	584	584	584	4.36	
1830	1830	1855	1855	4.41	
691	691	691	691	4.42	
371	371	371	371	4.43	
21.1 / 21.5	21.1 / 21.5	21.1 / 21.5	21.1 / 21.5	5.1	Performance data
0.58 / 0.60	0.58 / 0.60	0.58 / 0.60	0.58 / 0.60	5.2	
0.51 / 0.47	0.51 / 0.47	0.51 / 0.47	0.51 / 0.47	5.3	
13188 / 7200	13188 / 7200	13135 / 6930	13135 / 6930	5.5	
18.0 / 26.3	18.0 / 26.3	16.6 / 23.6	16.6 / 23.6	5.7	
4.7 / 4.0	4.7 / 4.0	4.8 / 4.1	4.8 / 4.1	5.9	
Hydraulic	Hydraulic	Hydraulic	Hydraulic	5.10	
PSI 2.0L	PSI 2.0L	PSI 2.0L	PSI 2.0L	7.1	
33.0	33.0	33.0	33.0	7.2	
2400	2400	2400	2400	7.3	
4 / 1997	4 / 1997	4 / 1997	4 / 1997	7.4	
2.42	2.42	2.52	2.52	7.5	
Hydrodynamic	Hydrodynamic	Hydrodynamic	Hydrodynamic	8.1	Combustion engine
0 - 155	0 - 155	0 - 155	0 - 155	10.1	
56	56	56	56	10.2	
31.7	31.7	31.7	31.7	10.3	
15.2	15.2	15.2	15.2	10.4	
77	77	77	77	10.7	
96	96	96	96	10.7.1	
101	101	101	101	10.7.2	
Pin	Pin	Pin	Pin	10.8	
Pin	Pin	Pin	Pin	10.8	

◆ LWAZ, measured according to the test cycles and based on the weighting values contained in EN12053.

Specification truck based on:
3330mm top of forks 2 stage LFL mast with standard carriage, 1000mm forks and e-hydraulics.

VX series

Models: GDP/GLP 16VX, 18VX, 20SVX



Yale Veracitor VX Series

This series of trucks is available in two configurations.

The Veracitor Base truck offers first-rate performance for standard-duty applications and is geared to minimise cost of acquisition without compromising performance.

The Veracitor Value truck provides excellent performance for standard and medium-duty applications and is optimised for lowest hourly cost of operation.

Engines

Engines feature a rigid cast iron block and main bearing caps.

Hydraulic valve lifters eliminate the need for manual adjustment. All engines include hardened exhaust valve seats.

Fuel System

The PSI LPG engine has an air valve carburettor which works in conjunction with the electronic pressure regulator and Engine ECU to provide the precise air fuel ratio required.

The Yanmar fuel system has an Electromechanical controlled throttle providing excellent response time. Super quick glow plugs allow the engine to start quickly and reliably under cold conditions, the cold start device delivers a cleaner exhaust under cold conditions by advancing the fuel injection timing based on water temperature. Emissions have been reduced by controlling fuel injection timing according to engine load.

Transmission

Two transmission selections are available with engine configurations that will fulfil a wide variety of material handling applications.

1) Standard Electronic features electronic inching, electric shift control, neutral start switch, and anti-restart protection and heavy duty clutch packs. A single pedal controls both inching and braking.

2) The Techtronix™ 100 has all the Standard Electronic features plus an Auto Deceleration System.

Autospeed Hydraulics

With optional Auto-Speed Hydraulics the engine speed is automatically increased to provide full hydraulic power. The Pacesetter VSM maintains the current travel speed (or prevents travel) until the operator steps on the accelerator. No operator inching is required and productivity and efficiency is increased by simplifying operator actions.

Cooling System

The cooling system employs a 43cm blade pusher-type fan. A permanently lubricated water pump and a high capacity, crossflow radiator ensure rapid heat dissipation. The sealed cooling system operates at 15 psi, the coolant recovery tank allows visual inspection of coolant level. A transmission oil cooler is integrated into the radiator and is located in the side tank. The radiator is softmounted for durability.

Drive Axle

The drive axle is designed to withstand heavy-duty applications and absorb shock loads. It is a "self contained" assembly isolated from the transmission by a heavy-duty rubber isolator. The axle shafts utilize a "rolled fillet" root spline design for increased resistance to torsion stress. A magnetic sump plug collects any metal particles circulating in the axle oil to prevent component wear.

Brakes

Brakes are duo-servo hydraulic, selfenergizing, and automatic adjusting drum brake assemblies. Asbestos-free brake linings are bonded to steel shoes and act against a cast iron drum. Single circuit master cylinder has sealed fluid reservoir and features a fluid level sensor which activates an indicator light located on the instrument panel.

Hydraulic Power Steering

Hydrostatic steering provides responsive control and eliminates mechanical linkages for reduced surface shock and simplified maintenance. The steering wheel is 30cm in diameter with a textured surface grip and spinner knob, and requires only four turns lock-to-lock. The centre mounted steer cylinder is located within the confines of the steer axle for protection.

Steer Axle

Constructed from cast steel, the steer axle is rubber shock mounted to the frame for reduced wear and vibration. The CSE (Continuous Stability Enhancement) system enhances lateral truck stability through reduced steer axle articulation, while simultaneously allowing uncompromised uneven surface travel.

Operator's Compartment

Base truck features cowl mounted hydraulic control levers positioned on the right side of the steering column. Value trucks feature AccuTouch™ electrohydraulic controls integrated into the operator's right-side armrest for superior ergonomic actuation. Automotive-style pedal arrangement with a large, single inch/brake pedal is standard.

Intellix Vehicle System Management (VSM)

VSM acts as a master truck controller, providing extensive monitoring and control of truck functions and systems. CANbus technology reduces wiring complexity and enables communications between truck systems. The ergonomically positioned dash display transmits continual feedback to the operator and allows communication of service codes.

On-board diagnostics enable quick and easy troubleshooting. The electrical system features sealed connectors and Hall Effect sensors for superior dependability.

Hydraulic System

Hydraulic system incorporates a gear type pump with cast iron body for quiet efficiency. System is protected from overloads by a main relief valve for the lift circuit and secondary relief valve for tilt and auxiliary functions. Oil is double filtered through a 100 mesh suction line strainer and 10 micron return line filter.

Hydraulic tank is integrated into the frame. For AccuTouch™ electrohydraulic controls, an emergency lowering valve is provided to allow the load to be lowered in the event of power loss. O-ring face seal fittings are used in all high pressure hydraulic connections.

NACCO Materials Handling Limited
trading as **Yale Europe Materials Handling**
Centennial House, Frimley Business Park,
Frimley, Surrey GU16 7SG, United Kingdom.


Tel: +44 (0) 1276 538500 Fax: +44 (0) 1276 538559


www.yale-forklifts.eu

Country of Registration: England. Company Registration Number: 02636775



Safety. This truck conforms to the current EU requirements. Specification is subject to change without notice.

Yale, VERACITOR and  are registered trademarks. "PEOPLE, PRODUCTS, PRODUCTIVITY", PREMIER, Hi-Vis, and CSS are trademarks in the United States and certain other jurisdictions. MATERIALS HANDLING CENTRAL and MATERIAL HANDLING CENTRAL are Service Marks in the United States and certain other jurisdictions.

 is a Registered Copyright. © Yale Europe Materials Handling 2015. All rights reserved.

Truck shown with optional equipment

Printed in The United Kingdom (0415HG) EN. Publication part no. 290000126 Rev.09