



**STRONG PARTNERS.
TOUGH TRUCKS.™**

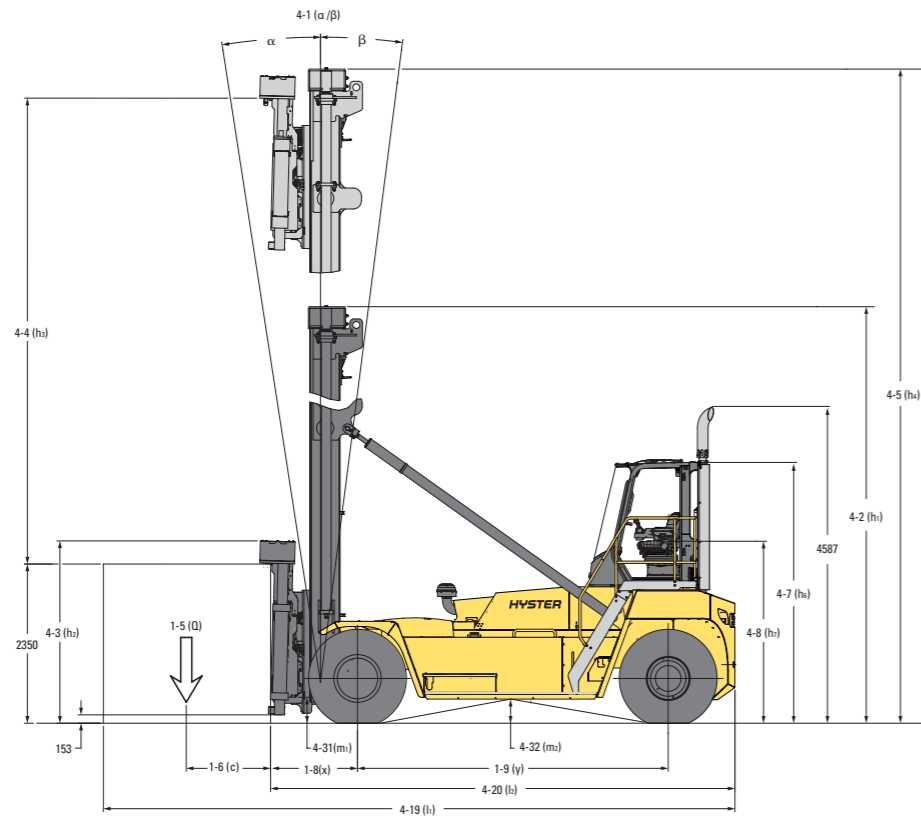


H8-9XM EC6-8 H9-11XM ECD7-9 SERIES TECHNICAL GUIDE

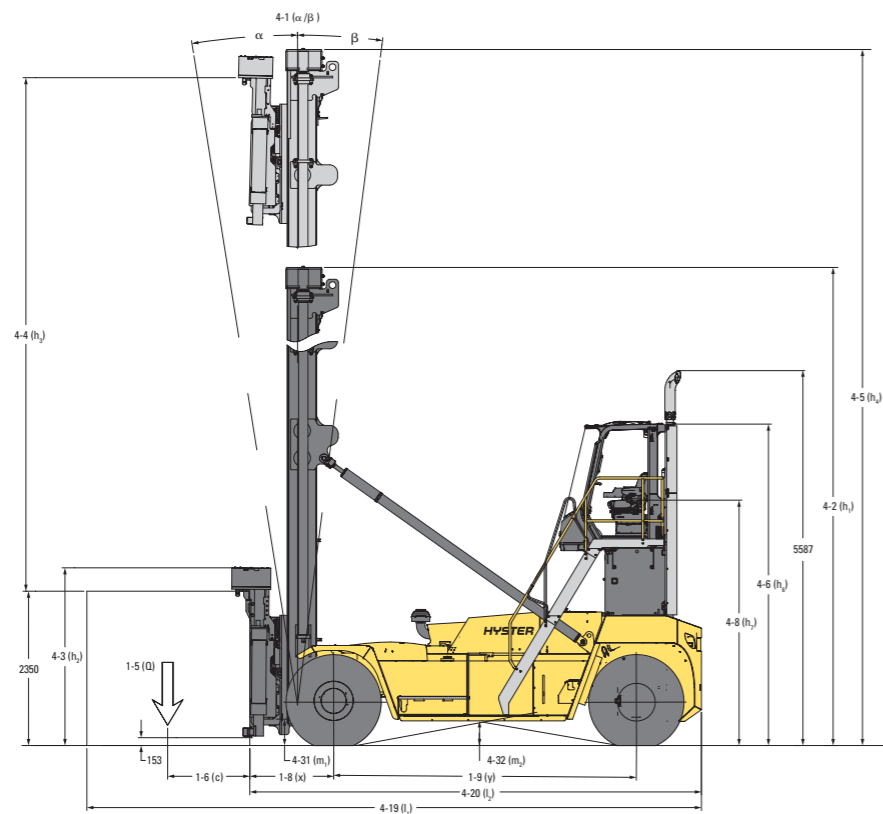


WWW.HYSTER.COM

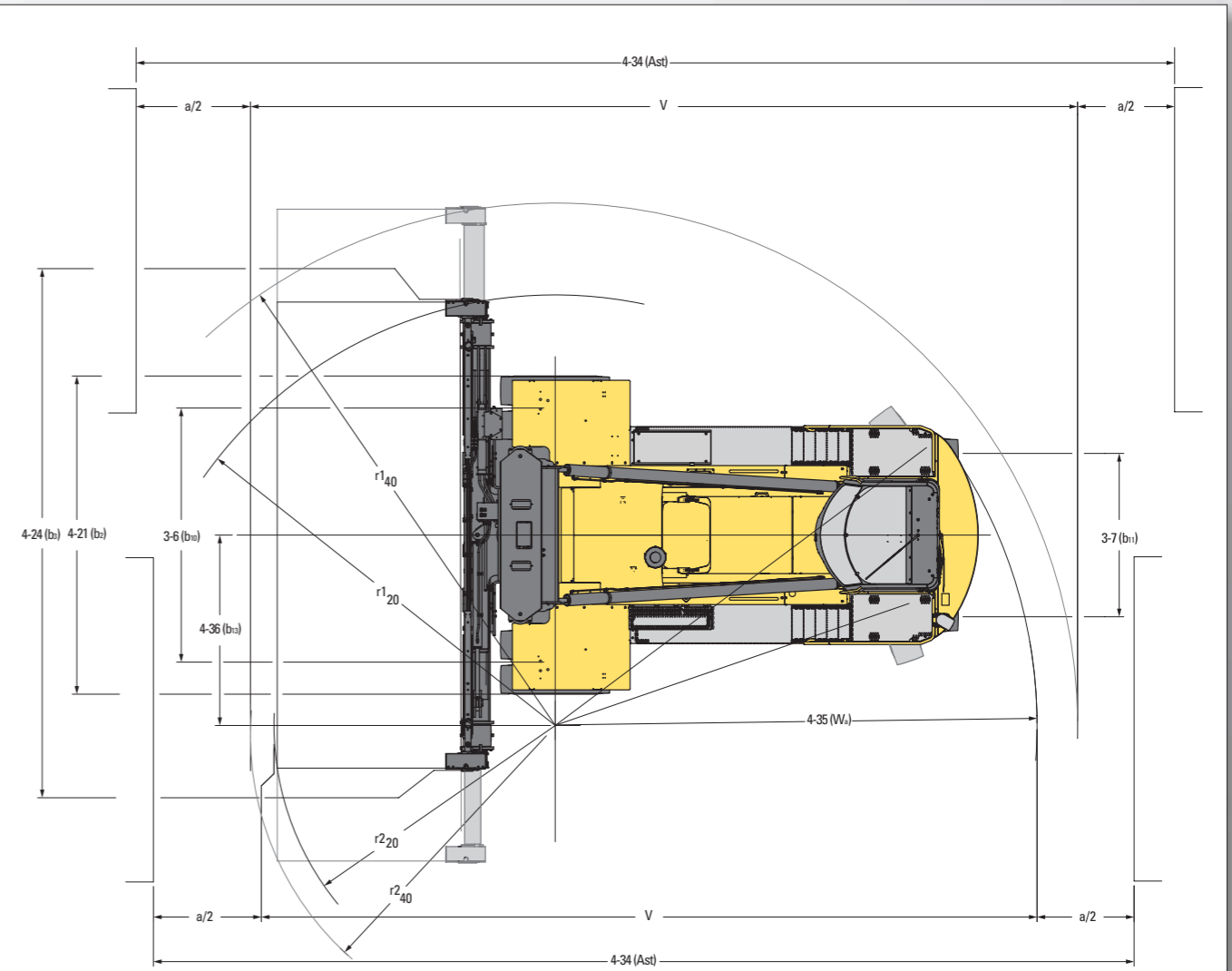
STANDARD CAB POSITION



OPTIONAL RAISED CAB POSITION



Note: For raised cab version add 1000mm for h6 and h7.



- r_1 = radius of swing of container rear corner
- r_2 = radius of swing of container front corner
- W_t = outside turning radius of the truck
- a = total operating clearance:
= 200 mm (100 mm each side acc. VDI) see VDI line 4-34-3 and 4-34-4
- V = (theoretical) 90° - stacking aisle width, no intrusive stacking:
 $V = r_2 + \text{the larger of } r_1 \text{ or } W_t$
- Ast = (practical) 90° - stacking aisle width, no intrusive stacking and with clearance:
 $Ast = V + a$

> H8XM-EC6 / H8XM-EC7 / H9XM-EC7 SPECIFICATIONS

GENERAL				HYSTER		HYSTER		HYSTER	
1-1	Manufacturer			HYSTER		HYSTER		HYSTER	
1-2	Model designation			H8XM-EC6		H8XM-EC7		H9XM-EC7	
1-3	Drive			Diesel		Diesel		Diesel	
1-4	Operator type			Seated		Seated		Seated	
1-5	Load capacity, nominal (1)	Q	kg	8,000		8,000		9,000	
1-5	Load capacity, at max lift height (1,2)	Q	kg	8,000		8,000		9,000	
1-6	Load center distance	c ₁	mm	1,220		1,220		1,220	
1-8	Load distance, centre of drive axle to front of side lift spreader	x	mm	1,280		1,280		1,280	
1-9	Wheelbase	y	mm	4,500		4,500		4,500	
1-10-1	Stacking height at first row (number x container height)	#		6 x 8' 6"		7 x 8' 6"		7 x 8' 6"	
1-10-2	Stacking height at first row (number x container height)	#		5 x 9' 6"		6 x 9' 6"		6 x 9' 6"	
2-1	Service weight		kg	35,508		36,862		38,848	
2-2	Axle loading with load, front / rear		kg	35,313	8,194	36,794	8,068	38,193	9,655
2-3	Axle loading without load, front / rear		kg	22,869	12,639	24,350	12,513	24,193	14,655
3-1	Tyre type			Pneumatic		Pneumatic		Pneumatic	
3-2	Tyre size, front			14.00 - 24 24PR		14.00-24 24PR		14.00-24 24PR	
3-3	Tyre size, rear			14.00 - 24 24PR		14.00-24 24PR		14.00-24 24PR	
3-5	Wheels, number front / rear (x = driven wheels)			x 4 / 2		x 4 / 2		x 4 / 2	
3-6	Tread, front	b ₁₀	mm	3,282		3,282		3,282	
3-7	Tread, rear	b ₁₁	mm	2,108		2,108		2,108	
4-1	Mast tilt, forward / backward	α/β	deg	4 / 3		4 / 3		4 / 3	
4-2	Height, mast lowered	h ₁	mm	9,495		10,795		10,795	
4-3	Free lift	h ₂	mm	0		0		0	
4-4	Lift	h ₃	mm	13,850		16,450		16,450	
4-4-1	Lift height, minimum (3)	h _{3.1.1}	mm	2,350		2,350		2,350	
4-4-2	Lift height, maximum (3)	h _{3.1.2}	mm	16,200		18,800		18,800	
4-5	Height, mast extended	h ₄	mm	16,420		19,020		19,020	
4-7	Height of overhead guard (closed cab) (4)	h ₆	mm	3,844		3,844		3,844	
4-7-2	Height of overhead guard (closed cab w/ strobe light)	h ₆	mm	3,976		3,976		3,976	
4-7-3	Height of overhead guard (closed cab w/ work lights)	h ₆	mm	4,035		4,035		4,035	
4-8	Seat height to SIP (5)	h ₇	mm	2,676		2,676		2,676	
4-19	Overall length	l ₁	mm	9,185		9,185		9,185	
4-20	Length to load face of attachment	l ₂	mm	6,747		6,747		6,747	
4-21	Overall width	b ₂	mm	4,110		4,110		4,110	
4-24	Spreader width, retracted/extended	b ₃	mm	6,084	12,218	6,084	12,218	6,084	12,218
4-31	Ground clearance, lowest point	m ₁	mm	236		236		236	
4-32	Ground clearance, center or wheelbase	m ₂	mm	383		383		383	
4-34-3	Aisle width with 20' Container REDUCED / FULL stroke (6)	Ast ₂₀	mm	10,737	10,267	10,737	10,267	10,737	10,267
4-34-4	Aisle width with 40' Container REDUCED / FULL stroke (6)	Ast ₄₀	mm	14,317	14,019	14,317	14,019	14,317	14,019
4-35	Outside turning radius REDUCED / FULL stroke	W _a	mm	6,797	6,327	6,797	6,327	6,797	6,327
4-36	Internal turning radius REDUCED / FULL stroke	b ₁₃	mm	3,438	2,620	3,438	2,620	3,438	2,620
5-1	Travel speed, with / without load		km/h	20	25	20	25	20	25
5-1-1	Travel speed, with load locked / without load		km/h	On request		On request		On request	
5-2	Lifting speed, with / without load		m/s	0.51	0.68	0.51	0.68	0.51	0.68
5-2-1	Lifting speed, with 70% load		m/s	0.60		0.60		0.60	
5-3	Lowering speed with / without load		m/s	0.55	0.55	0.55	0.55	0.55	0.55
5-5	Drawbar pull - 1.6 km/h, with / without load		kN	149	150	148	149	148	149
5-6	Drawbar pull - max, with / without load		kN	179	181	178	180	178	180
5-7	Gradeability - 1.6 km/h, with / without load (7)		%	37	39	33	36	33	36
5-8	Gradeability - max, with / without load (7)		%	46	39	41	36	41	36
5-9	Acceleration time, with / without load		sec	On request		On request		On request	

- (1) Raised cabin may result in reduced capacity since the "carry" height will be higher.
- (2) Load capacity at highest container positions may be less, depending on truck model, stacking height and tyres.
- (3) Minimum/maximum height of twistlocks.
- (4) With cab mounted work lights add 191 mm, with strobe light add 132 mm.
- (5) With raised cabin position add 1000 mm.
- (6) Includes 200 mm clearance. FULL / REDUCED steer cylinder stroke.
- (7) Gradeability figures are provided for comparison of tractive performance, but are not intended to endorse the operation of vehicle on the stated inclines.

H9XM-EC8 / H9XM-ECD7 / H9-ECD8 SPECIFICATIONS <

GENERAL				HYSTER		HYSTER		HYSTER	
1-1	Manufacturer			HYSTER		HYSTER		HYSTER	
1-2	Model designation			H9XM-EC8		H9XM-ECD7		H9XM-ECD8	
1-3	Drive			Diesel		Diesel		Diesel	
1-4	Operator type			Seated		Seated		Seated	
1-5	Load capacity, nominal (1)	Q	kg	9,000		9,000		9,000	
1-5	Load capacity, at max lift height (1,2)	Q	kg	9,000		9,000		7,920	
1-6	Load center distance	c ₁	mm	1,220		1,220		1,220	
1-8	Load distance, centre of drive axle to front of side lift spreader	x	mm	1,280		1,309		1,309	
1-9	Wheelbase	y	mm	4,500		4,500		4,500	
1-10-1	Stacking height at first row (number x container height)	#		8 x 8' 6"		6+1 x 8' 6"		7+1 x 8' 6"	
1-10-2	Stacking height at first row (number x container height)	#		7 x 9' 6"		5+1 x 9' 6"		6+1 x 9' 6"	
2-1	Service weight		kg	41,437		39,468		40,853	
2-2	Axle loading with load, front / rear		kg	39,896	10,540	39,088	9,380	40,602	9,251
2-3	Axle loading without load, front / rear		kg	25,896	15,540	25,030	14,438	26,544	14,309
3-1	Tyre type			Pneumatic		Pneumatic		Pneumatic	
3-2	Tyre size, front			14.00 - 24 24PR		14.00 - 24 24PR		14.00 - 24 24PR	
3-3	Tyre size, rear			14.00 - 24 24PR		14.00 - 24 24PR		14.00 - 24 24PR	
3-5	Wheels, number front / rear (x = driven wheels)			x 4 / 2		x 4 / 2		x 4 / 2	
3-6	Tread, front	b ₁₀	mm	3,507		3,282		3,282	
3-7	Tread, rear	b ₁₁	mm	2,108		2,108		2,108	
4-1	Mast tilt, forward / backward	α/β	deg	4 / 3		4 / 3		4 / 3	
4-2	Height, mast lowered	h ₁	mm	12,095		9,495		10,795	
4-3	Free lift	h ₂	mm	0		0		0	
4-4	Lift	h ₃	mm	19,050		13,850		16,450	
4-4-1	Lift height, minimum (3)	h _{3.1.1}	mm	2,350		2,470		2,470	
4-4-2	Lift height, maximum (3)	h _{3.1.2}	mm	21,400		16,320		18,920	
4-5	Height, mast extended	h ₄	mm	21,620		16,420		19,020	
4-7	Height of overhead guard (closed cab) (4)	h ₆	mm	3,844		3,844		3,844	
4-7-2	Height of overhead guard (closed cab w/ strobe light)	h ₆	mm	3,976		3,976		3,976	
4-7-3	Height of overhead guard (closed cab w/ work lights)	h ₆	mm	4,035		4,035		4,035	
4-8	Seat height to SIP (5)	h ₇	mm	2,676		2,676		2,676	
4-19	Overall length	l ₁	mm	9,185		9,214		9,214	
4-20	Length to load face of attachment	l ₂	mm	6,747		6,776		6,776	
4-21	Overall width	b ₂	mm	4,335		4,110		4,110	
4-24	Spreader width, retracted/extended'	b ₃	mm	6,084	12,218	6,566	12,700	6,566	12,700
4-31	Ground clearance, lowest point	m ₁	mm	236		236		236	
4-32	Ground clearance, center or wheelbase	m ₂	mm	383		383		383	
4-34-3	Aisle width with 20' Container REDUCED / FULL stroke (6)	Ast ₂₀	mm	10,737	10,267	10,766	10,296	10,766	10,296
4-34-4	Aisle width with 40' Container REDUCED / FULL stroke (6)	Ast ₄₀	mm	14,317	14,019	14,582	14,281	14,582	14,281
4-35	Outside turning radius REDUCED / FULL stroke	W _a	mm	6,797	6,327	6,797	6,327	6,797	6,327
4-36	Internal turning radius REDUCED / FULL stroke	b ₁₃	mm	3,438	2,620	3,438	2,620	3,438	2,620
5-1	Travel speed, with / without load		km/h	15.5	25	20	25	20	25
5-1-1	Travel speed, with load locked / without load		km/h	On request		10		25	
5-2	Lifting speed, with / without load		m/s	0.46	0.62	0.46	0.62	0.46	0.62
5-2-1	Lifting speed, with 70% load		m/s	0.54		0.54		0.54	
5-3	Lowering speed with / without load		m/s	0.55	0.55	0.55	0.55	0.55	0.55
5-5	Drawbar pull - 1.6 km/h, with / without load		kN	147	149	148	149	147	149
5-6	Drawbar pull - max, with / without load		kN	178	180	178	180	178	180
5-7	Gradeability - 1.6 km/h, with / without load (7)		%	31	35	33	39	32	38
5-8	Gradeability - max, with / without load (7)		%	39	35	40	39	39	38
5-9	Acceleration time, with / without load		sec	On request		On request		On request	

- (1) Raised cabin may result in reduced capacity since the "carry" height will be higher.
- (2) Load capacity at highest container positions may be less, depending on truck model, stacking height and tyres.
- (3) Minimum/maximum height of twistlocks.
- (4) With cab mounted work lights add 191 mm, with strobe light add 132 mm.
- (5) With raised cabin position add 1000 mm.
- (6) Includes 200 mm clearance. FULL / REDUCED steer cylinder stroke.
- (7) Gradeability figures are provided for comparison of tractive performance, but are not intended to endorse the operation of vehicle on the stated inclines.

GENERAL				HYSTER		HYSTER		HYSTER		
1-1	Manufacturer			HYSTER		HYSTER		HYSTER		
1-2	Model designation			H10XM-ECD8		H11XM-ECD8		H11XM-ECD9		
1-3	Drive			Diesel		Diesel		Diesel		
1-4	Operator type			Seated		Seated		Seated		
1-5	Load capacity, nominal (1)	Q	kg	10,000		11,000		11,000		
1-5	Load capacity, at max lift height (1,2)	Q	kg	10,000		10,840		6,320		
1-6	Load center distance	c ₁	mm	1,220		1,220		1,220		
1-8	Load distance, centre of drive axle to front of side lift spreader	x	mm	1,309		1,309		1,309		
1-9	Wheelbase	y	mm	4,500		4,500		4,500		
1-10-1	Stacking height at first row (number x container height)	#		7+1 x 8' 6"		7+1 x 8' 6"		8+1* x 8' 6"		
1-10-2	Stacking height at first row (number x container height)	#		6+1 x 9' 6"		6+1 x 9' 6"		7+1* x 9' 6"		
2-1	Service weight			41,886		42,847		44,198		
2-2	Axle loading with load, front / rear			kg	42,166	9,719	43,730	10,117	45,207	9,990
2-3	Axle loading without load, front / rear			kg	26,546	15,339	26,548	16,299	28,025	16,172
3-1	Tyre type			Pneumatic		Pneumatic		Pneumatic		
3-2	Tyre size, front			14.00 - 24 24PR		14.00 - 24 24PR		14.00 - 24 24PR		
3-3	Tyre size, rear			14.00 - 24 24PR		14.00 - 24 24PR		14.00 - 24 24PR		
3-5	Wheels, number front / rear (x = driven wheels)			x 4 / 2		x 4 / 2		x 4 / 2		
3-6	Tread, front	b ₁₀	mm	3,507		3,507		3,507		
3-7	Tread, rear	b ₁₁	mm	2,108		2,108		2,108		
4-1	Mast tilt, forward / backward	α/β	deg	4 / 3		4 / 3		4 / 3		
4-2	Height, mast lowered	h ₁	mm	10,795		10,795		12,095		
4-3	Free lift	h ₂	mm	0		0		0		
4-4	Lift	h ₃	mm	16,450		16,450		19,050		
4-4-1	Lift height, minimum (3)	h _{3.1.1}	mm	2,470		2,470		2,470		
4-4-2	Lift height, maximum (3)	h _{3.1.2}	mm	18,920		18,920		21,520		
4-5	Height, mast extended	h ₄	mm	19,020		19,020		21,620		
4-7	Height of overhead guard (closed cab) (4)	h ₆	mm	3,844		3,844		3,844		
4-7-2	Height of overhead guard (closed cab w/ strobe light)	h ₆	mm	3,976		3,976		3,976		
4-7-3	Height of overhead guard (closed cab w/ work lights)	h ₆	mm	4,035		4,035		4,035		
4-8	Seat height to SIP (5)	h ₇	mm	2,676		2,676		2,676		
4-19	Overall length	l ₁	mm	9,214		9,214		9,214		
4-20	Length to load face of attachment	l ₂	mm	6,776		6,776		6,776		
4-21	Overall width	b ₂	mm	4,335		4,335		4,335		
4-24	Spreader width, retracted/extended	b ₃	mm	6,566	12,700	6,566	12,700	6,566	12,700	
4-31	Ground clearance, lowest point	m ₁	mm	236		236		236		
4-32	Ground clearance, center or wheelbase	m ₂	mm	383		383		383		
4-34-3	Aisle width with 20' Container REDUCED / FULL stroke (6)	Ast ₂₀	mm	10,766	10,296	10,766	10,296	10,766	10,296	
4-34-4	Aisle width with 40' Container REDUCED / FULL stroke (6)	Ast ₄₀	mm	14,582	14,281	14,582	14,281	14,582	14,281	
4-35	Outside turning radius REDUCED / FULL stroke	W _a	mm	6,797	6,327	6,797	6,327	6,797	6,327	
4-36	Internal turning radius REDUCED / FULL stroke	b ₁₃	mm	3,438	2,620	3,438	2,620	3,438	2,620	
5-1	Travel speed, with / without load			km/h	20	25	20	25	20	25
5-1-1	Travel speed, with load locked / without load			km/h	10	25	10	25	10	25
5-2	Lifting speed, with / without load			m/s	0.46	0.62	0.46	0.62	0.46	0.62
5-2-1	Lifting speed, with 70% load			m/s	0.54		0.54		0.54	
5-3	Lowering speed with / without load			m/s	0.55	0.55	0.55	0.55	0.55	0.55
5-5	Drawbar pull - 1.6 km/h, with / without load			kN	147	149	147	149	147	148
5-6	Drawbar pull - max, with / without load			kN	178	179	177	179	177	179
5-7	Gradeability - 1.6 km/h, with / without load (7)			%	30	37	29	37	28	36
5-8	Gradeability - max, with / without load (7)			%	37	37	36	37	35	36
5-9	Acceleration time, with / without load			sec	On request		On request		On request	

- (1) Raised cabin may result in reduced capacity since the "carry" height will be higher.
- (2) Load capacity at highest container positions may be less, depending on truck model, stacking height and tyres.
- (3) Minimum/maximum height of twistlocks.
- (4) With cab mounted work lights add 132 mm.
- (5) With raised cabin position add 1000 mm.
- (6) Includes 200 mm clearance. FULL / REDUCED steer cylinder stroke.
- (7) Gradeability figures are provided for comparison of tractive performance, but are not intended to endorse the operation of vehicle on the stated inclines.

* Please contact your Hyster dealer / manufacturer.

GENERAL				HYSTER	
1-1	Manufacturer			HYSTER	
1-2	Model designation			H6-8XM-EC6-8 / H8-11XM-ECD7-9	
1-3	Drive			Diesel	

ENGINE				Cummins / QSB 6.7 168	
7-1	Engine manufacturer / model			Cummins / QSB 6.7 168	
7-1a	Emission legislation			Stage IV	
7-2	Engine power rated to ISO 1585		kW	168	
7-2-1	Engine power, maximum		kW	172	
7-3	Rated speed		min ⁻¹	2,200	
7-3-1	Engine torque @rpm		Nm/min ⁻¹	1,044 @ 1500	
7-4	Number of cylinders / displacement		# / cm ³	6 / 6,690	
7-8	Turbocharger		Type	Variable geometry, water cooled	
7-8	Alternator output		Amps	120	
7-9	Electrical system voltage		V	24	
7-10	Battery voltage, rated capacity		V / Ah	24 / 102	

DRIVE				Torque Converter	
8-1	Drive control / Transmission		Type / #	Torque Converter	
8-2	Transmission manufacturer / type		Type / #	ZF 5WG211	
8-4	Transmission speeds forward / backward		#	5 / 3	
8-5	Coupling		Type	Torque Converter	
8-6	Wheel drive / drive axle manufacturer / type		Type / #	AxleTech / PRC 1756W3H	
8-11	Service brake		Type	Oil immersed (wet) disc	
8-12	Parking brake		Type	Spring applied, dry disc on drive axle	

SPREADER				Elme / 588 TB MPS		Elme / 584 LD PPS	
9-1	Spreader manufacturer / type		Type / #	Elme / 588 TB MPS		Elme / 584 LD PPS	
9-1-1	Pile slope, mechanical without PPS		mm	+200 / - 200		+200 / - 200	
9-1-2	Pile slope, total with PPS		degrees	+/- 6			
9-3	Size of containers		ft	ISO 20' - 40'			
9-4	Side shift	b ₈	mm	+ 600 / - 600			
9-4-1	Telescoping time, extend / retract		seconds	14 / 16			

MISC				bar		l/m	
10-1	Operating pressure for attachments		bar	22.5			
10-2	Oil volume for attachments		l/m	60			
10-3	Hydraulic tank capacity		l	268			
10-4	Fuel tank capacity		l	350			
10-4-1	DEF/AdBlue Tank capacity		l	38			
10-5	Steering design			Hydraulic power steering			
10-6	Number of steering rotation			5.0			
10-7	Sound pressure level at driver's seat	Lpaz	dB(A)	68.3			
10-7-1	Sound pressure level at driver's seat	Lwaz	dB	On request			

NOTES:

Specifications are affected by the condition of the vehicle and how it is equipped, as well as the nature and condition of the operating area. Inform your dealer of the nature and condition of the intended operating area when purchasing your Hyster® truck.

- (1) Raised cabin may result in reduced capacity since the "carry" height will be higher.
- (2) Load capacity at highest container positions may be less, depending on truck model, stacking height and tyres.
- (3) Minimum/maximum height of twistlocks.
- (4) With cab mounted work lights add 132 mm.
- (5) With raised cabin position add 1000 mm.
- (6) Includes 200 mm clearance. FULL / REDUCED steer cylinder stroke.
- (7) Gradeability figures are provided for comparison of tractive performance, but are not intended to endorse the operation of vehicle on the stated inclines.

All capacities are according to EN1459.

All specifications and capacities are valid for trucks equipped with a Hyster® container handling spreader for handling ISO containers.

NOTICE:

Care must be exercised when handling elevated loads. Operators must be trained and must read, understand and follow the instructions contained in the Operating Manual.

All values are nominal values and they are subject to tolerances. For further information, please contact the manufacturer.

Hyster products are subject to change without notice.

Lift trucks illustrated may feature optional equipment. Values may vary with alternative configurations.

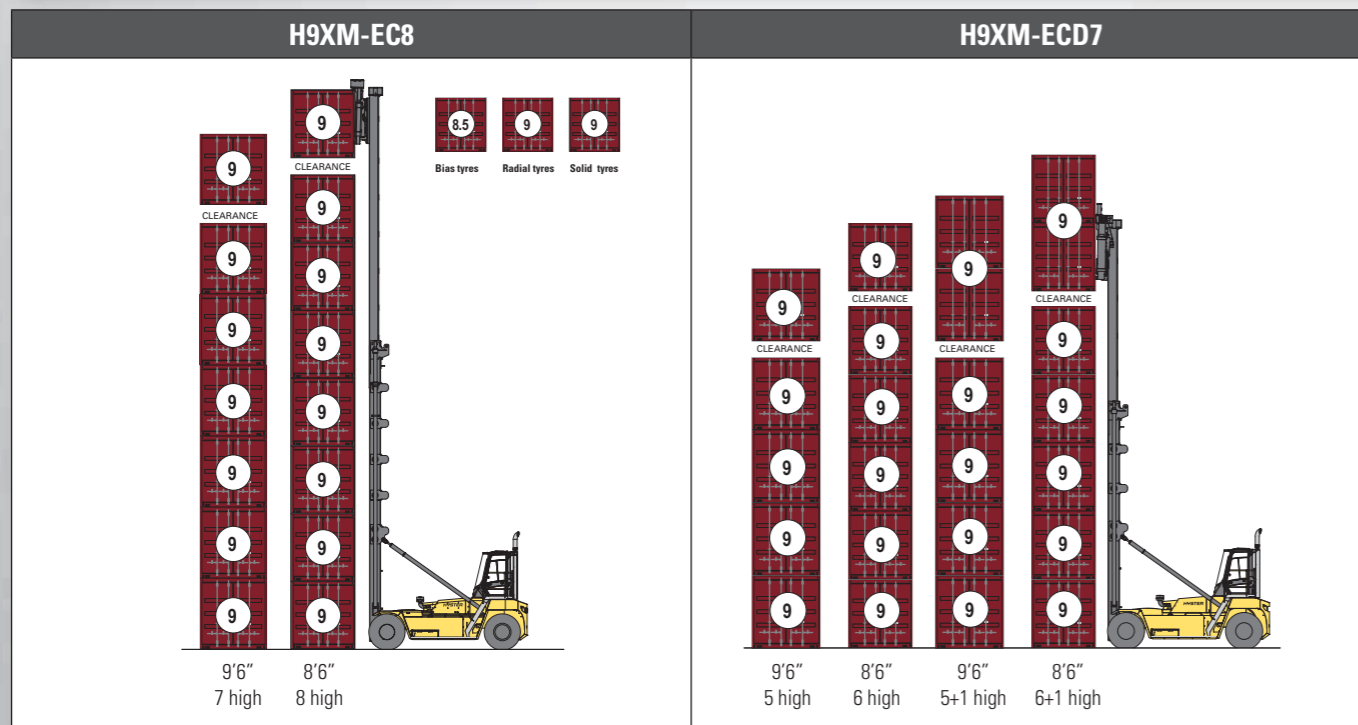
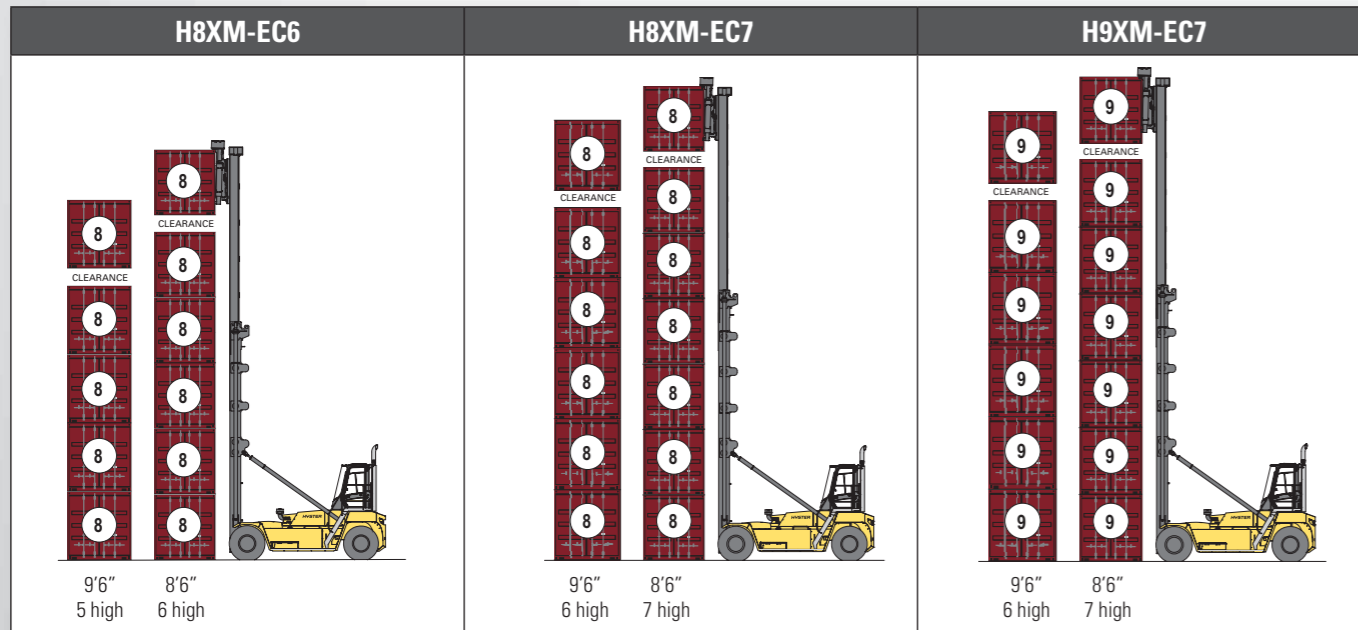
CERTIFICATION: Hyster lift trucks meet the design and construction requirements of B56.1-1969, per OSHA Section 1910.178(a)(2), and also comply with the B56.1 revision in effect at time of manufacture. Certification of compliance with the applicable ANSI standards appears on the lift truck. Performance specifications are for a truck equipped as described under Standard Equipment on this Technical Guide. Performance specifications are affected by the condition of the vehicle and how it is equipped, as well as by the nature, condition of the operating area, proper service and maintenance of the vehicle. If these specifications are critical, the proposed application should be discussed with your dealer.

NOTE: Specifications, unless otherwise listed, are for a standard truck without optional equipment.

CE Safety: This truck conforms to the current EU and ANSI requirements.

Specification data is based on VDI 2198.

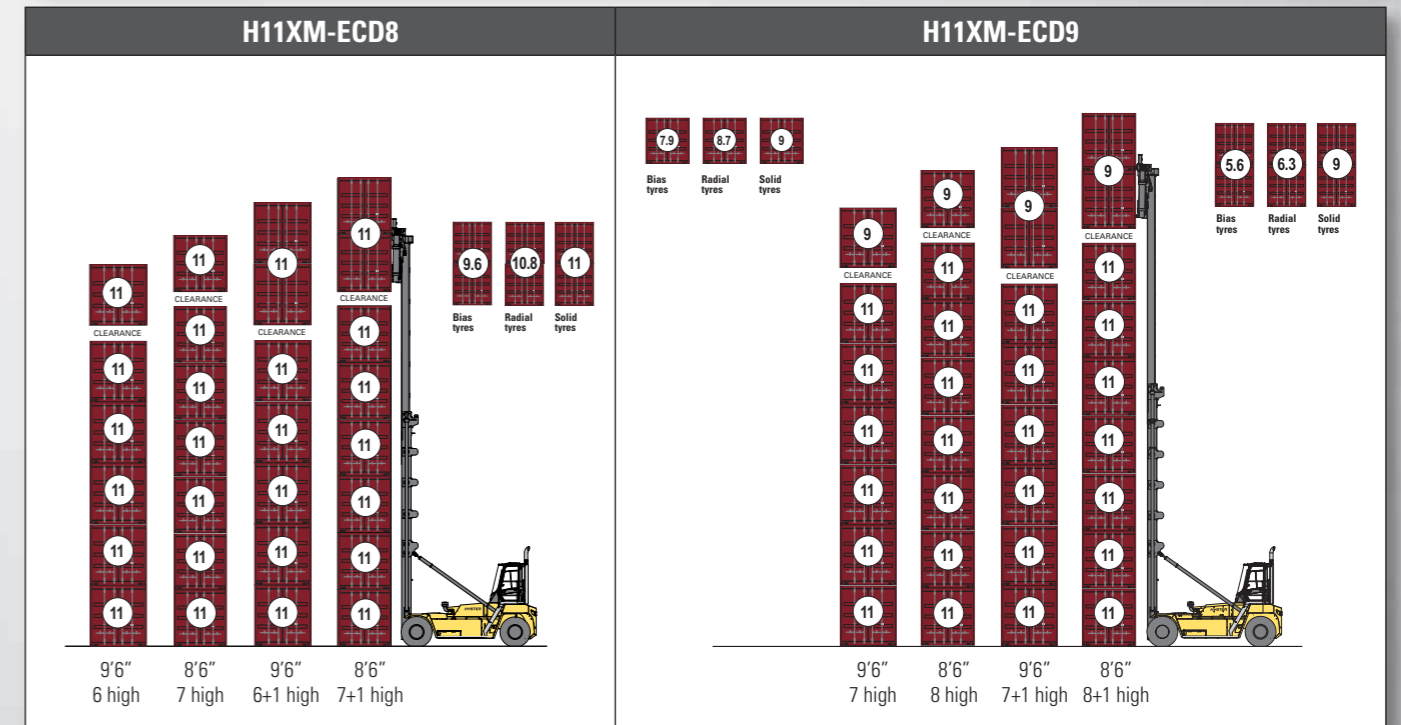
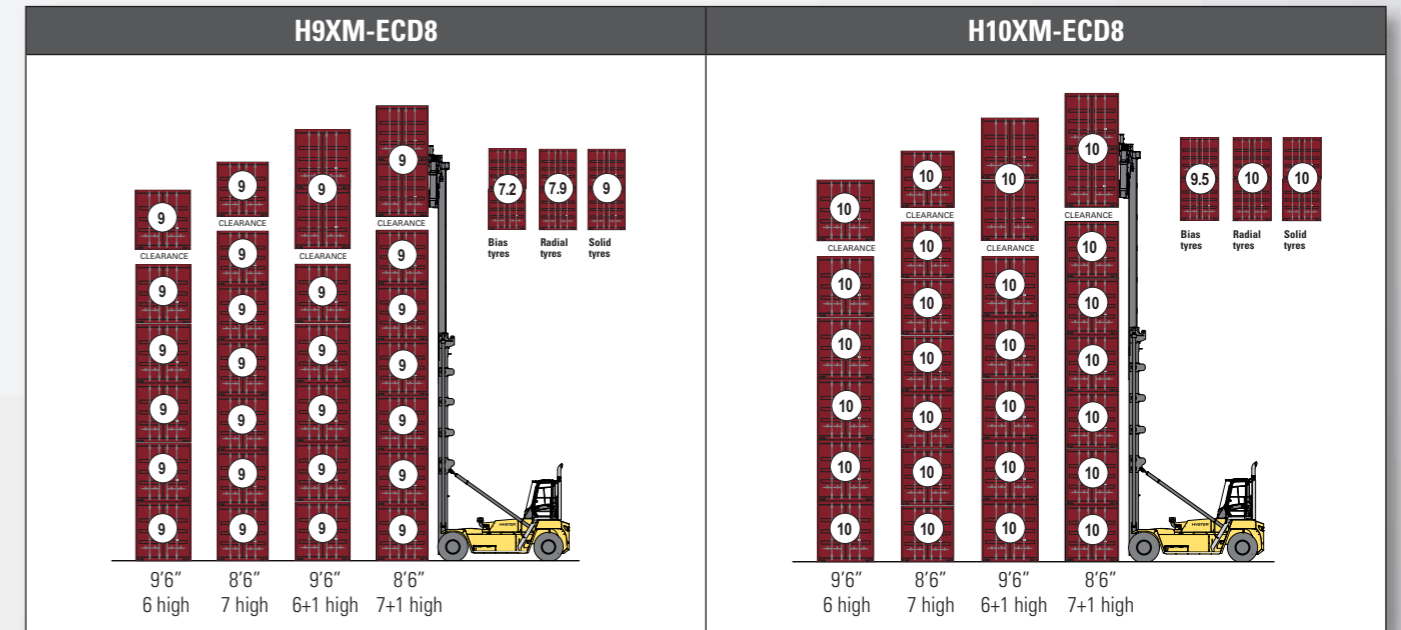
> RATED CAPACITIES AND STACKING HEIGHTS



> SINGLE CONTAINER SPREADER

SINGLE CONTAINER SPREADER 588 TB	
	<p>Single handling container spreader Vertical Twistlocks.</p> <p>Suitable for:</p> <ul style="list-style-type: none"> • 20' or 40' ISO containers of 8' (2.44 m) width • Approx. 2.45-2.50 m wide "pallet-wide" 20' or 40' containers, with ISO-like 'chamfered' corner castings. • With speed limitation for laden/unladen. <p>Not suitable for:</p> <ul style="list-style-type: none"> • Approx. 2.45 - 2.60 m wide "CPC" containers (Cellular Pallet-wide Containers) with non-ISO corner castings. • Approx. 2.45 - 2.50 m wide "pallet-wide" 20' or 40' containers, with ISO-like 'chamfered' corner castings.

RATED CAPACITIES AND STACKING HEIGHTS <



DOUBLE CONTAINER SPREADER <

DOUBLE CONTAINER SPREADER 584 LD	
	<p>Double handle container spreader.</p> <ul style="list-style-type: none"> • Picking container(s) at the front (hooks) and side (clamps) of the corner castings. • With speed limitation for laden/unladen. • With speed limitation for locked/un-locked. • With first and second container presence sensing.

SINGLE CONTAINER SPREADER 586 TB




Single container handling spreader
Vertical Twistlocks
Removable "inset" container blocks
Suitable for:

- 20' or 40' ISO containers of 8' (2.44 m) width
- WTP (Wide Twistlock Position) containers
- Approx. 2.45-2.60 m wide "CPC" containers (Cellular Pallet-wide Containers) with non-ISO top corners castings.
- With speed limitation for laden/unladen.

SINGLE CONTAINER SPREADER 589 TB




Single container handling spreader
Vertical Twistlocks
Forward Reach function on the twistlocks (100-176 mm)
Suitable for:

- 20' or 40' ISO containers of 8' (2.44 m) width
- Approx. 2.45-2.50 m wide "pallet-wide" 20' or 40' containers, with ISO-like 'chamfered' corner castings.
- Approx. 2.45-2.60 m wide "CPC" containers (Cellular Pallet-wide Containers) with non-ISO top corners castings.
- With speed limitation for laden/unladen.

Note: All single handler spreaders are equipped with mechanically action pile slope (MPS). Optional powered pile slope available (PPS).

DOUBLE CONTAINER SPREADER 582 LS




Double handle container spreader.

- Picking container(s) at the front of the corner castings (enabling block stacking)
- Top twistlock is extendable/retractable
- No speed limits without container
- Speed limiter 20km/h if one or two 20-40ft containers handling (laden)

DOUBLE CONTAINER SPREADER 584 LF




Double handle container spreader.

- Picking container(s) at the front (hooks) and side (clamps) of the corner castings
- One or two ISO and Binnen container(s) 20-40ft.
- One 45ft container in 40ft position
- Includes first and second container presence sensing (indicating laden or unladen status for bottom and top container separately)
- Includes fill-out pin and sensor to supplement hook, in order to ensure container engagement
- No speed limits without container
- Speed limiter 20km/h if one or two 20-40ft containers handling (laden)
- With 10km/h or 6mp/h speed limit if side hooks are open (un-locked)
- Speed limit 20 km/h with 45 ft container with fill-out pin

Note: All double handler spreaders are equipped with powered pile slope (PPS)

PERFORMANCE	STD	OPT
Cummins QSB 6.7 168 Diesel Engine delivering 168kW (rated) / 172kW (max) Stage IV, Variable geometry turbocharger, water cooled	x	
Hibernate idle	x	
On-demand cooling fan	x	
120 amp alternator	x	
Powertrain protection system	x	
ZF Transmission 5WG211 5-spd fwd/3-spd reverse auto-shifting	x	
AxleTech Drive Axle PRC1756 W3H (162" / 4112 mm across drive tyres)	x	
Wide drive axle (171" / 4335 mm across drive tyres)	x	
DRIVE	STD	OPT
Traction speed limiter when carrying container (adjustable)	x	
Traction speed limiter - unconditional (adjustable)		x
Traction speed limiter when not in the carry position		x
Steer axle with full stroke steer cylinder for tight turning radius	x	
Steer axle with reduced stroke steer cylinder for longer tyre life		x
Premium pneumatic bias ply tyres	x	
Premium radial tyres		x
Premium pneumatic-shaped solid tyres		x
LIFT	STD	OPT
On-Demand Load Sensing Hydraulic System	x	
Automatic Throttle-up when lifting (in neutral or inching)	x	
Variable lap mast for low roller forces	x	
2 cylinder / 2 chain design	x	
Height sensor		x
Hydraulic system temperature protection		x
HANDLING	STD	OPT
Hyster Model 588TB single spreader	x	
Hyster Model 586TB single spreader, with removable blocks for ISO or wide containers		x
Hyster Model 589TB single spreader, with hydraulically adjustable head for ISO or wide containers		x
Hyster Model 584LD double spreader with hooks and side clamps	x	
Hyster Model 582LS double spreader with horizontal twistlocks		x
Hyster Model 584LF double spreader with hooks and side clamps and fill-out pin and sensor		x
Mechanical Pile Slope *	x	
Powered Pile Slope **	x	
Spreader automatic one-touch Extend/Retract (20'/40')		x
Mast Tilt Indicator - Mechanical		x
ERGONOMICS	STD	OPT
Raised Operator compartment (1000mm)		x
10° auto tip-up from 3-height or 10m		x
Isolated mounting for low noise and vibration	x	
Coat hook	x	
Front, top and rear wipers	x	
Front and rear window defrosters	x	
Left side handrails, stairway and cabin door	x	
Right side handrails, stairway and cabin door	x	
7" digital operator display	x	
Multifunction display panel	x	
Seat-side joystick hydraulic control	x	
Steering wheel spinner knob	x	
Directional control lever	x	
Interior wide angle mirrors	x	
Heater with 3 speed fan	x	
Telescoping & tilting steering column	x	
Recirculation fan		x
DC/DC converter 24 volt/12 volt with socket		x
2nd 12 volt socket		x
Accessory mounting post		x
Rear locking console in cab		x
Heated top window		x
"H"-pattern front wiper	x	
"I"-pattern front wiper		x
Air conditioning		x

Sun shades on top and rear		x
Radio preparation set-up - wiring, speakers, antenna		x
Reading light		x
Operator presence system	x	
Mechanical suspension seat	x	
Deluxe air suspension seat		x
Low backrest seat	x	
High backrest seat		x
Cloth seat cover	x	
Vinyl seat cover		x
Seat heating		x
2-point red high visibility seatbelt	x	
3-point red high visibility seatbelt		x
VISIBILITY	STD	OPT
External wide angle mirrors mounted to front fenders	x	
Exterior mirrors mounted to cab		x
Rear view camera system		x
Halogen work lights	x	
High Performance LED work lights		x
LED twistlock indicator lights	x	
LED stop/tail/brake lights	x	
Turn signals, hazard & marker lights (LED)	x	
APPEARANCE	STD	OPT
Hyster yellow paint base truck	x	
Special paint base truck		x
OPERATION	STD	OPT
Electric air horn 112 dB	x	
Visible alarm – Amber strobe light	x	
Audible alarm – Reverse direction activated 82–102 dB(A), self-adjusting	x	
Forward motion alarm		x
Seatbelt interlock for engine start		x
Seatbelt indicator light on top of cab		x
Tyre pressure monitoring system		x
Lockable battery disconnect switch	x	
Battery jump start connector (NATO plug)		x
Adjustable automatic "Empty Seat" engine shutdown		x
Trainer seat		x
Non-locking fuel cap	x	
Lockable fuel cap		x
Fuel strainer in fuel cap		x
Hyster Tracker wireless asset management - Monitoring	x	
Hyster Tracker wireless asset management - Access / Verification		x
Auto greasing system for basic truck and outer mast		x
Auto greasing system for spreader		x
Centralized Greasing provision for mast upper chain sheaves		x
24 volt electrical system	x	
Engine block heater 230 volt		x
Steer wheel nut protection	x	
Rear Mud Flaps		x
Manual Tilt Operator Compartment for Service Access	x	
Powered Tilt Operator Compartment for Service Access		x
SUPPLEMENTAL	STD	OPT
Operator's manual	x	
CE certification	x	

* All single handler spreaders are equipped with mechanically action pile slope (MPS). Optional powered pile slope available (PPS).

** All double handler spreaders are equipped with powered pile slope (PPS).

Other options available through Special Products Engineering Department (SPED). Contact Hyster for details.

STRONG PARTNERS. TOUGH TRUCKS.™

FOR DEMANDING OPERATIONS, EVERYWHERE.

Hyster supplies a complete range of warehouse equipment, IC and electric counterbalanced trucks, container handlers and reach stackers. Hyster is committed to being much more than a lift truck supplier.

Our aim is to offer a complete partnership capable of responding to the full spectrum of material handling issues: Whether you need professional consultancy on your fleet management, fully qualified service support, or reliable parts supply, you can depend on Hyster.

Our network of highly trained dealers provides expert, responsive local support. They can offer cost-effective finance packages and introduce effectively managed maintenance programmes to ensure that you get the best possible value. Our business is dealing with your material handling needs so you can focus on the success of your business today and in the future.



HYSTER EUROPE

Centennial House, Frimley Business Park, Frimley, Surrey, GU16 7SG, England.

Tel: +44 (0) 1276 538500



www.hyster.eu



infoeurope@hyster.com



[/HysterEurope](https://www.facebook.com/HysterEurope)




[@HysterEurope](https://twitter.com/HysterEurope)




[/HysterEurope](https://www.youtube.com/HysterEurope)



HYSTER-YALE UK LIMITED trading as Hyster Europe. Registered Address: Centennial House, Building 4.5, Frimley Business Park, Frimley, Surrey GU16 7SG, United Kingdom. Registered in England and Wales. Company Registration Number: 02636775.

HYSTER,  and FORTENS are registered trademarks in the European Union and certain other jurisdictions.

MONOTROL[®] is a registered trademark, and DURAMATCH and  are trademarks in the United States and in certain other jurisdictions.

Hyster products are subject to change without notice. Forklift trucks illustrated may feature optional equipment.